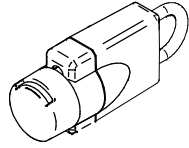



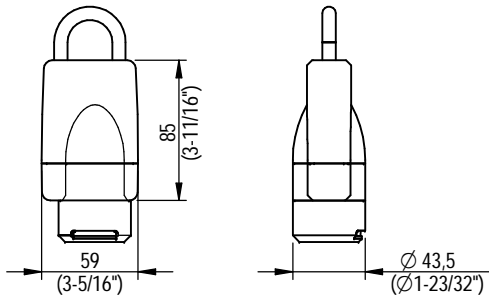
- Eng Installation guide
- D Montageanleitung
- F Guide d'installation
- E Guía de instalación
- NL Installatiehandleiding
- I Guida all'installazione



N x P348xx.. series

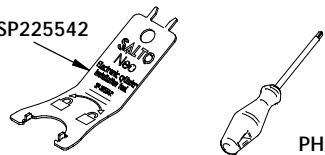


EN16864 : 2017
1 1 4 4 - D 3 3



SALTO
Recommended
Batteries
SP01926-5

SP225542



PH2

Not included / Nicht enthalten / Non inclus / No incluido
Niet inbegrepen / Non incluso / Não incluso



Danger for electronic components
due to electrostatic discharge.



www.salto.com/en/quick-links/manuals-and-guides/

SALTO Neo

© 2020 SALTO Systems S.L. 227153-ED.- 26/09/2022

All contents current at time of publication. SALTO Systems S.L. reserves the right to change availability of any item in this catalog, its design, construction, and/or materials.

1

2

2.1

2.2

3

4

5

6


7

8

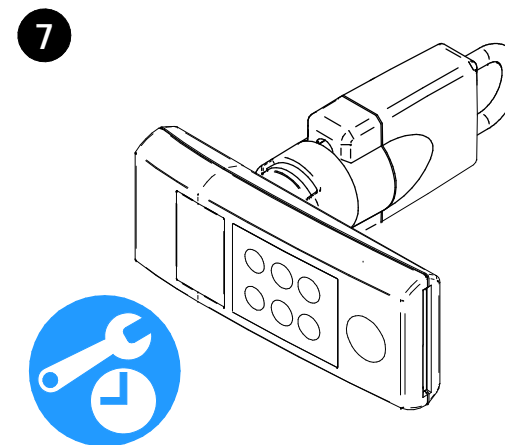
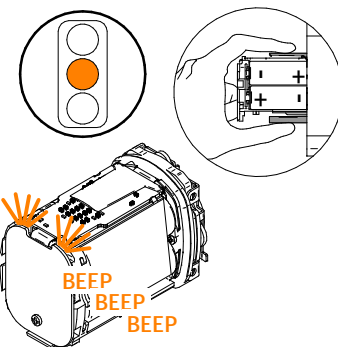
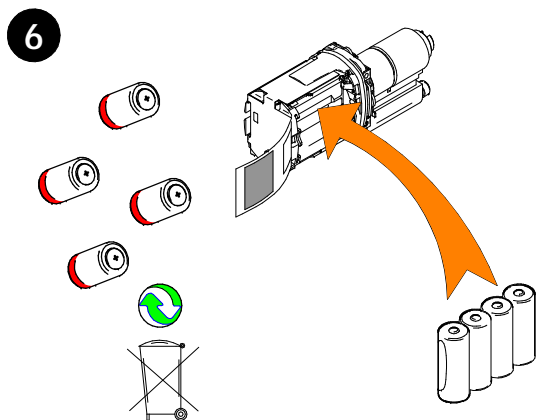

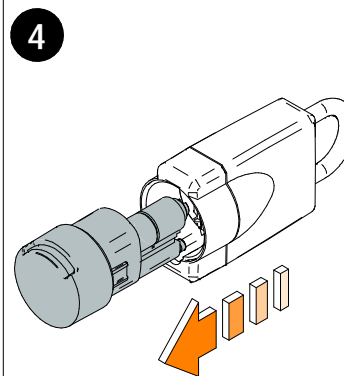
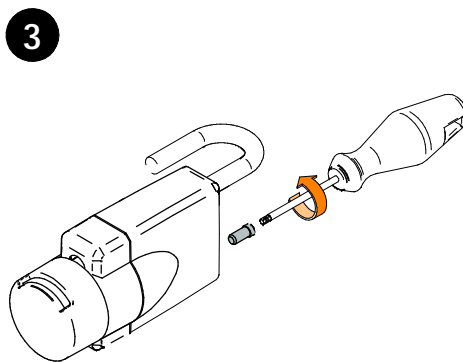
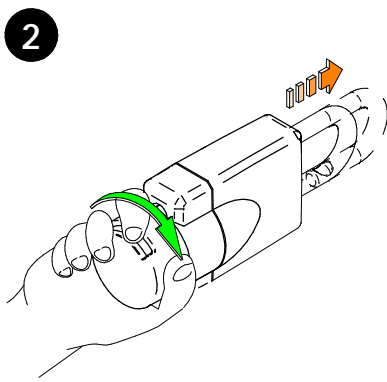
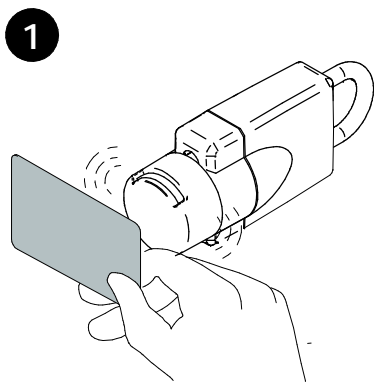
9

!

Eng	PROGRAM THE CYLINDER
D	SCHLOSS PROGRAMMIEREN
F	PROGRAMEZ LE CYLINDRE
E	PROGRAME EL CILINDRO
NL	PROGRAMMEER EN TEST DE CILINDER OP EEN CORRECTE WERKING.
I	PROGRAMARE IL CILINDRO



DRY! TROCKEN!
DROG! SECO!
ASCIUTTO! SEC!

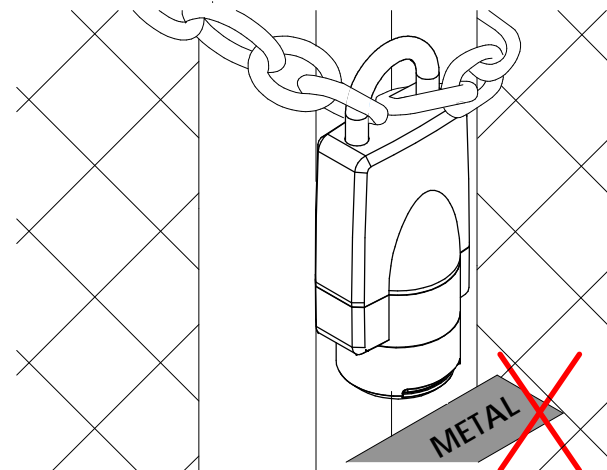


Eng Battery replacement in case of battery failure
D Batteriewechsel beim SALTO Neoxx
F Procédure pour le changement des piles
E Sustitución de pilas en caso de baterías agotadas
NL Instructiehandleiding voor het vervangen van lege batterijen.
I Manuale di istruzioni per la sostituzione delle batterie scariche.



Eng The knob is uniquely paired to this cylinder, and will not work if you switch it with a different SALTO cylinder. / E El pomo está emparejado unicamente a este cilindro, no funcionará si lo conecta a otro cilindro SALTO diferente. / D Der Knauf ist eindeutig mit dem Zylinder gekoppelt und funktioniert nicht, wenn Sie einen anderen zylinder. / F Le bouton du lecteur SALTO est appairé au cylindre. Le cylindre ne fonctionnera pas si vous l'inverse avec un autre bouton SALTO. / NL De knop is is uniek gekoppeld aan de cilinder en zal niet werken als u de knop op een andere SALTO cilinder plaatst. / I Il pomolo è accoppiato univocamente con il corpo del cilindro, non funzionerà il dispositivo se si cambia con un altro pomolo.

Eng The product should not be modified in any way except in accordance with those modifications described in the instructions. / E El producto no debe ser modificado de ninguna manera, exceptuando las modificaciones descritas en las instrucciones. / D Das Produkt darf in keiner Weise verändert werden, außer in Übereinstimmung mit den in der Anleitung beschriebenen Weisen. / F Le produit ne peut être modifié de quelque manière que ce soit, sauf en respectant les modifications décrites dans les instructions. / NL Het product mag op geen enkele wijze worden aangepast, behalve in overeenstemming met de in de handleiding beschreven wijzigingen. / I Il prodotto non deve essere modificato in nessun modo se non secondo le modifiche descritte nelle istruzioni.



Eng Do not place any movable metallic object closer than 5cm in front of the reader.
D Platzieren Sie keine beweglichen Metallteile näher als 5 cm vor dem Leser.
F Ne placez aucun objet métallique mobile à moins de 5 cm du lecteur.
E No colocar ningún objeto móvil metálico delante del lector a menos de 5cm de distancia.
NL Plaats geen enkel beweegbaar metalen voorwerp dichters dan 5 cm voor de lezer.
I Non posizionare oggetti metallici mobili vicini di 5 cm al lettore.