

Eng WRD90x4xY Installation Guide

Esp Guía de instalación WRD90x4xY

Deu Installationsanleitung WRD90x4xY

Fra Guide d'installation WRD90x4xY

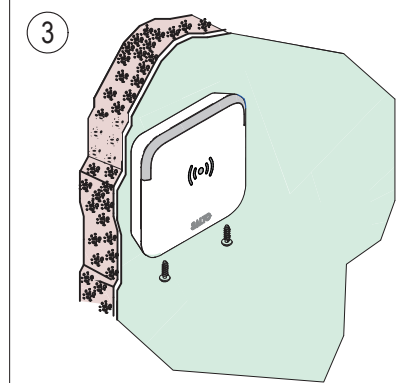
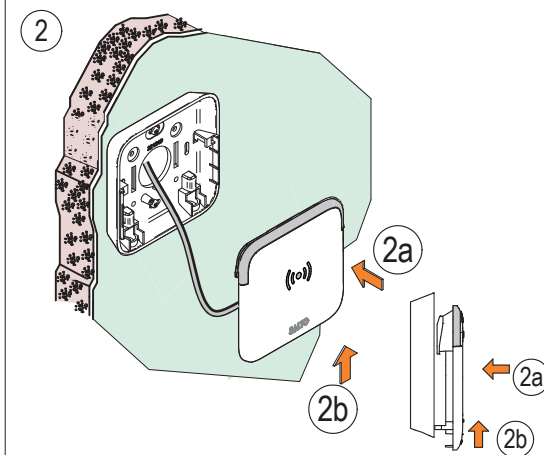
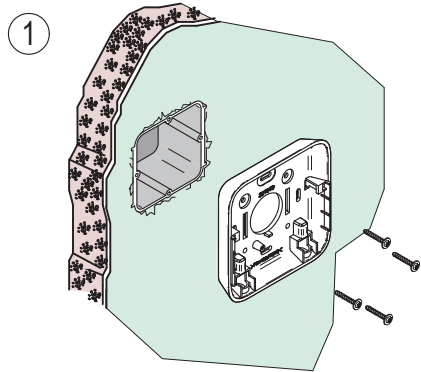
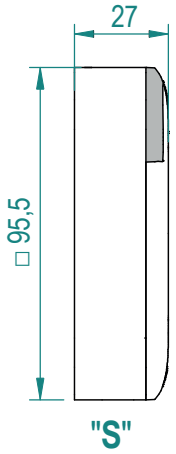
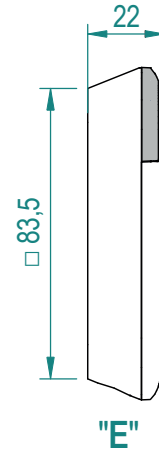
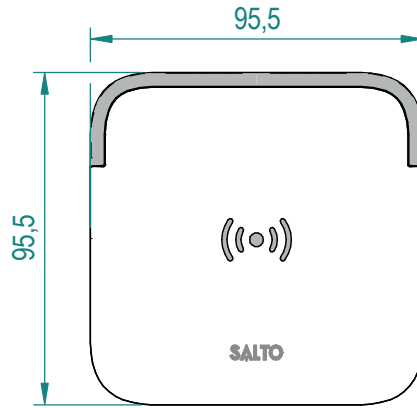
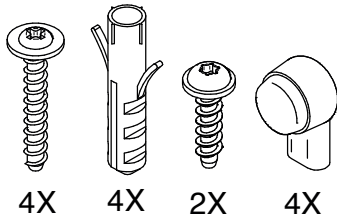
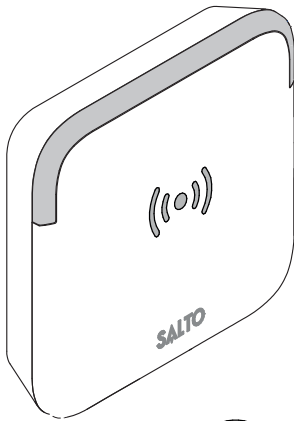
Ned Installatiehandleiding WRD90x4xY

Sve Installationsguide WRD90x4xY

Pt Guia de instalação WRD90x4xY

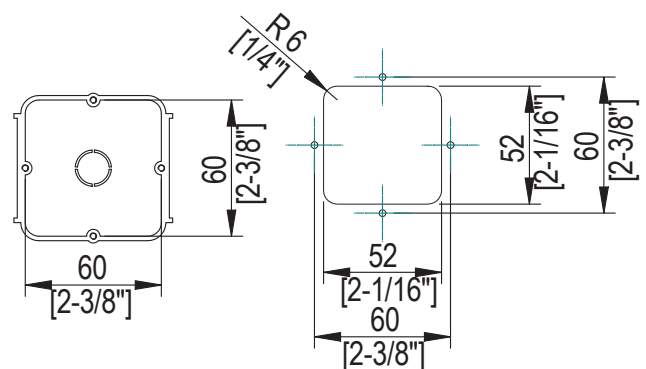
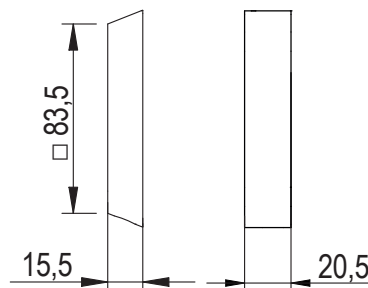
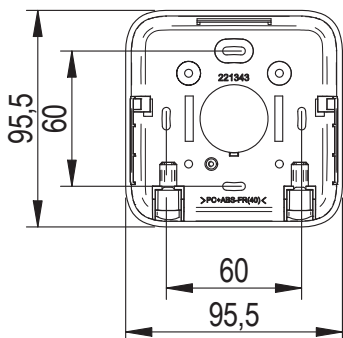
SALTO
inspiredaccess

WRD90E4xY
WRD90S4xY Series



- Eng** GANG ELECTRICAL STANDARD BOX
- Esp** MODULO CAJA ELECTRICA ESTANDARD
- Deu** STANDARD SCHALTERDOSE
- Fra** PLOTS D'ENCASTREMENT STANDARD
- Ned** STANDAARD ELEKTRISCHE INBOUWDOOS
- Sve** STANDARD APPARATLÅDA
- Pt** MÓDULO DE CAIXA ELÉCTRICA STANDARD

- Eng** TEMPLATE
- Esp** PLANTILLA
- Deu** SCHABLONE
- Fra** GABARIT DE PERÇAGE
- Ned** SJABLON
- Sve** MALL
- Pt** MODELO



European view

All contents current at time of publication. SALTO Systems S.L. reserves the right to change availability of any item in this catalog, its design, construction, and/or materials.

WRD90x4xY Installation Guide

Guía de instalación WRD90x4xY

Installatiehandleiding WRD90x4xY

Installationsanleitung WRD90x4xY

Installationsguide WRD90x4xY

Guide d'installation WRD90x4xY

Guia de instalação WRD90x4xY

Installation example:

Ejemplo de instalación:

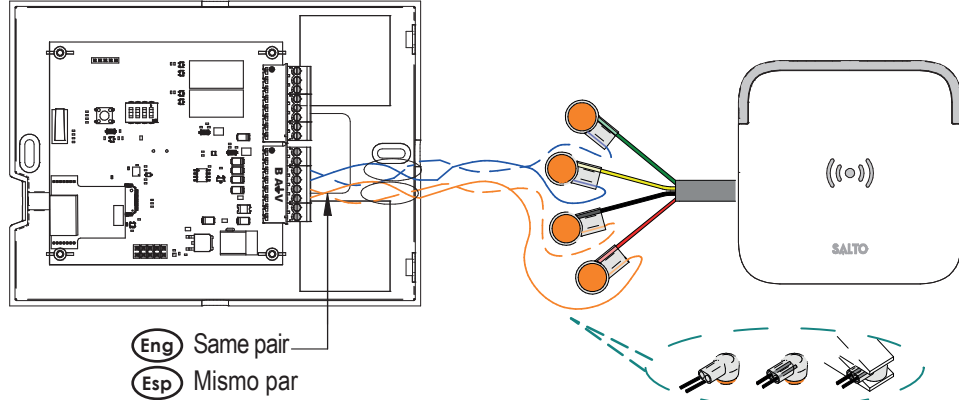
Installationsbeispiel:

Exemple d'installation:

Installatievoorbeeld:

Installationsexempel:

Exemplo de instalação:



Only connect to CU41xx

Solo conectar a CU41xx

Nur für Steuereinheit CU41xx

Connecter uniquement CU41xx

Alleen aansluiten aan CU41xx

Ansluts endast till CU41xx

Apenas para ligar a CU41xx

Same pair

Mismo par

Gleiches Paar

Même paire

Hetzelfde paar

Samma par

Mesmo par

3M™ Scotchlok™ butt connector UY2

Crimp with cap side down

Conector 3M™ Scotchlok™ butt UY2

Crimpar con la tapa hacia abajo

Connecteur 3M™ Scotchlok™ butt UY2

Crêper avec le capuchon vers le bas

3M™ Scotchlok™ butt Einzeladerverbinder UY2

Mit der Kappe nach unten zusammendrücken

3M™ Scotchlok™ draad connectors - UY2

Krimp/aanknijpen met het gekleurde deksel naar beneden

3M™ kontakt Scotchlok™ butt UY2

Monteras med platta sidan neråt

Ligador 3M™ Scotchlok™ butt UY2

Pressionar com a tampa virada para baixo

Cable connection

B	Green
A	Yellow
↓	Black
+V	Red

Cableado

B	Verde
A	Amarillo
↓	Negro
+V	Rojo

Câblage

B	Vert
A	Jaune
↓	Noir
+V	Rouge

Verdrahtung

B	Grün
A	Gelb
↓	Schwarz
+V	Rot

Draadwerk

B	Groen
A	Geel
↓	Zwart
+V	Rood

Ledningar

B	Grön
A	Gul
↓	Svart
+V	Röd

Fiação

B	Verde
A	Amarelo
↓	Preto
+V	Vermelho

WRD90x4xY Installation Guide

(Esp) Guía de instalación WRD90x4xY

(Deu) Installationsanleitung WRD90x4xY

(Fra) Guide d'installation WRD90x4xY

(Ned) Installatiehandleiding WRD90x4xY

(Sve) Installationsguide WRD90x4xY

(Pt) Guia de instalação WRD90x4xY

SALTO
inspired access

(Eng) Electrical characteristics:

Operation conditions

	Min	Max	Unit
Temperature	-35	66	°C
Humidity	35	85	%

RF characteristics

	Min	Cen.	Max	Unit
RFID frequency		13.56		Mhz

Cable type and max. distances

Cable type	Reader
UTP Cat5e 2 pairs AWG24	100m
2 twisted pairs AWG18 <small>Note1</small>	400m

Note 1: Not use with Scotchlok butt connector UY2

(Esp) Características eléctricas

Condiciones ambientales

	Min	Max	Unit
Temperatura	-35	66	°C
Humedad	35	85	%

Características RF

	Min	Cen.	Max	Unit
Frecuencia RFID		13.56		Mhz

Tipo de cable y distancias max.

Tipo de cable	Lector
UTP Cat5e 2 pares AWG24	100m
2 pares trenzados AWG18 <small>Note1</small>	400m

Nota 1: No usar el conector Scotchlok butt UY2 con este tipo de cable

(Deu) Elektronische Eigenschaften:

Umgebungsbedingungen

	Min	Max	Einheit
Temperatur	-35	66	°C
Feuchtigkeit	35	85	%

RF Frequenzen

	Min	Mitte	Max	Einheit
RFID Frequenz		13.56		Mhz

Verkabelung und max. Entfernungen

Kabeltyp	Leser
UTP Cat5e 2 Paar AWG24	100m
Twisted-pair AWG18 <small>Note1</small>	400m

Note 1: Nicht verwenden mit den Scotchlok Einzeladerverbinder UY2

(Fra) Caractéristique électronique

Condition de fonctionnement

	Min	Max	Unité
Température	-35	66	°C
Humidité	35	85	%

Caractéristiques RF

	Min	Cen.	Max	Unité
Fréquence RFID		13.56		Mhz

Type de câble

Type de câble	Lecteur
UTP Cat5e 2 paires AWG24	100m
Paire torsadée AWG18 <small>Note1</small>	400m

Note 1: Ne pas utiliser le connecteur Scotchlok butt UY2 avec ce type de cable.

(Ned) Technische gegevens:

Omgeving

	Min	Max	Unit
Temperatuur	-35	66	°C
Vochtigheid	35	85	%

RF karakteristieken

	Min	Cen.	Max	Unit
RFID frequency		13.56		Mhz

Vermogen en max. afstand

Kable type	Wandlezer
UTP Cat5e 2 pairs AWG24	100m
twisted pair AWG18 <small>opm1</small>	400m

Opm. 1: 3M Scotchlok 2-voudig draad connectors NIET GEBRUIKEN !!!

(Sve) Teknisk data:

Arbetsområde

	Min	Max	Unit
Temperatur	-35	66	°C
Fukt	35	85	%

RF data

	Min	Cen.	Max	Unit
RFID Frekvens		13.56		Mhz

Kabeltyper och max avstånd

Kabel	Läsare
UTP Cat5e 2 pairs AWG24	100m
partvinnad AWG18 <small>Note1</small>	400m

Not. 1: Ej med Scotchlock butt UY2 kontakt

(Pt) Características elétricas:

Condições de funcionamento

	Min	Max	Unidade
Temperatura	-35	66	°C
Humidade	35	85	%

Características de RF

	Min	Cen.	Max	Unidade
frequência RFID		13.56		Mhz

Tipo de cabo e max. distâncias

Cabo	Leitor
UTP Cat5e 2 pares AWG24	100m
Par trançado AWG18 <small>Note1</small>	400m

Nota 1: Não usar com com um ligador Scotchlok butt UY2

Eng WRD90x4xY Installation Guide**Esp Guía de instalación WRD90x4xY****Deu Installationsanleitung WRD90x4xY****Fra Guide d'installation WRD90x4xY****Ned Installatiehandleiding WRD90x4xY****Sve Installationsguide WRD90x4xY****Pt Guia de instalação WRD90x4xY****SALTO**
inspiredaccess**Eng SIGNALLING**

Signal	Light	Time (sec)	Buzzer	Time (sec)
Card Rejection	Red	1	High pitched 50/50	1
Standard opening	Green	1	Low pitched	0,3
Standard locking	Red	0,5	Low pitched	0,2
Open plus office	Green 400/200	2,4	High pitched/Low pitched 400/200	2,4
CLR Button	Orange	Cont.	High pitched	Cont.
Reset	Orange 50/100	450 msg	Low pitched 50/100	450 msg

Esp SEÑALÉCTICA

Señal	Luz	Tiempo (seg)	Buzzer	Tiempo (seg)
Rechazo de Tarjeta	Rojo	1	Agudo 50/50	1
Apertura Normal	Verde	1	Medio	0,3
Cierre Normal	Rojo	0,5	Medio	0,2
Abrir y Paso	Verde 400/200	2,4	Agudo/Grave 400/200	2,4
Botón CLR (3)	Rojo + Verde	Cont.	Agudo	Cont.
Reset	Rojo + Verde 50/100	450 msg	Medio 50/100	450 msg

Deu SIGNALLE

Signal	LED	Zeit (Sek)	Buzzer	Zeit (Sek)
Karte abgelehnt	Rot	1	Hoher Ton 50/50	1
Normale Türöffnung	Grün	1	Tiefer Ton	0,3
Verschluss der Tür	Rot	0,5	Tiefer Ton	0,2
Office-Mode aktiviert	Grün 400/200	2,4	Hoher Ton /Grave 400/200	2,4
CLR Taste gedrückt	Rot + Grün	Kont.	Hoher Ton	Kont.
Reset	Rot + Grün 50/100	450	Tiefer Ton 50/100	450 msg

Fra SIGNALISATION

Signal	Voyant	Temps (sec)	Buzzer	Temps (sec)
Carte rejetée	Rouge	1	Aigu 50/50	1
Ouverture Standard	Vert	1	Grave	0,3
Verrouillage Standard	Rouge	0,5	Grave	0,2
Ouverture passage libre	Vert 400/200	2,4	Aigu/Grave 400/200	2,4
Bouton CLR	Rouge + Vert	Cont.	Aigu	Cont.
Reset	Rouge + Vert 50/100	450 msg	Grave 50/100	450 msg

Ned SIGNALERING

Signaal	LED indicatie	Time (sec)	Geluid	Time (sec)
Geen rechten	Rood	1	Hoge tonen 50/50	1
Standaard opening	Groen	1	Lage tonen	0,3
Standaard sluiting	Rood	0,5	Lage tonen	0,2
Open plus loopstand	Groen 400/200	2,4	Hoge tonen /Grave 400/200	2,4
CLR knop	Rood + Groen	Cont.	Hoge tonen	Cont.
Reset	Rood + Groen 50/100	450 msg	Lage tonen 50/100	450 msg

Sve HÄNDELSE

Händelse	Ljussignal	Tid (sek)	Buzzer	Tid (sek)
Nekat tillträde	Röd	1	Hög ton 50/50	1
Standard öppning	Grön	1	Låg ton	0,3
Standard stängning	Röd	0,5	Låg ton	0,2
Öppning med kontorsfunktion	Grön 400/200	2,4	Hög ton 400/200	2,4
CLR Knapp	Röd + Grön	Konst.	Hög ton	Konst.
Nollställning	Röd + Grön 50/100	450 ms	Låg ton 50/100	450 ms

Pt SINALIZAÇÃO

Sinal	Luz	Tempo (seg)	Buzzer	Tempo (seg)
Rejeição cartão	Vermelho	1	Agudo 50/50	1
Abertura standard	Verde	1	Meios	0,3
Bloqueio standard	Vermelho	0,5	Meios	0,2
Abertura mais office mode	Verde 400/200	2,4	Agudo 400/200	2,4
Botão CLR	Vermelho + Verde	Const.	Agudo	Const.
Reiniciar	Vermelho + Verde 50/100	450 ms	Meios 50/100	450 ms